

## Expert Driver Behavior Analysis Terminal

PRO  
MODEL

## BF-EDBA (EB1)



## Key Feature

- ACCURACY:** EB1 detection face time from the video more than 99.5%  
EB1 identify the eye, nose, mouth and face that the accuracy is 1 pixel  
EB1 detection face direction accuracy is 1 degree
- TECHNOLOGY:** 40nm manufacturing technique 1/4 inch CMOS, compact recognition unit  
4 core RISC kernel, Multi-task concurrent technology  
Integration near-infrared Light Emitting Diode (NIR LED), 0.0 Lux night view  
Visconti 2 image recognition technology, 1 pixel perfect precision
- APPLICATION:** All-weather and low lux to detect the driver fatigue status  
EB1 without any additional lighting equipment interference the driver  
Detection the face direction prevent careless driving  
Detection the eyelid closed prevent fatigue driving
- APPEARANCE:** Compact Size, Out of the sight, Violence prevention  
Metal Shell, Waterproof, Dustproof, Shockproof  
Soft edges and corners, to avoid serious injured human body

## Function



Fatigue Driving Warning

FDW

## Fatigue Driving Warning

- EB1 identify the driver head status to work around the clock  
EB1 can detect driver's face status instantly and accurately, it identify the driver eyes status  
If driver close off eye 3 seconds, EB1 will remind the driver: ATTENTION  
If driver continue sleep, EB1 will remind the driver: ATTENTION DRIVING!

## Careless Driving Warning

- EB1 identify the driver head status to work around the clock  
The driver's view deviates from the front more than 3 seconds,  
EB1 will remind the driver attention to the front road  
ATTENTION FRONT!



Careless Driving Warning

CDW

**Function**



Alcohol Detection Warning  
**ADW**

**Alcohol Detection Warning**

EB1 can collect the alcohol concentration in the driver area

When alcohol concentration more than the alert value, EB1 will remind the driver attention  
DRUNK NO DRIVING!

**Driver Calling Warning**

EB1 can capture the driver status who handing the phone to calls

The calling status more than 5 seconds will remind the driver  
ATTENTION DRIVING!



Driver Calling Warning  
**DCW**



Seat Belt Detection  
**SBD**

**Seat Belt Detection**

EB1 can identify the driver safety belt status from the video

EB1 can accurately distinguish the safety belt from different clothes slanted fringe

If the driver careless the seat belt, EB1 will remind the driver

CAREFUL SEAT BELT!

**Driving Smoking Warning**

EB1 can identify the driver smoking when the smoke in the front

EB1 can remind the driver to stop smoking as soon as possible


DON'T SMOKING!



Driving Smoking Warning  
**DSW**

**Analysis**

Detect the face direction:



Display the face detection of the machine by video

Detect eyelid opening and closing:



Display the eye detection of the machine by video

**Application:**

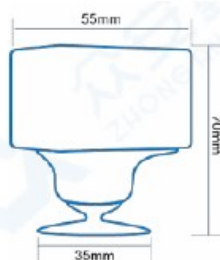
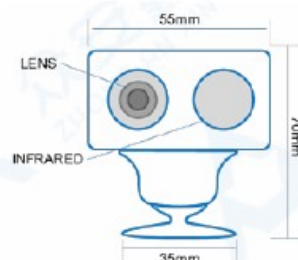
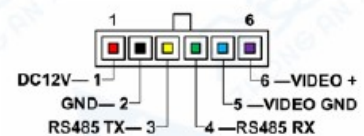
Camera video surveillance for commercial vehicle:

**Public Transit****School Bus****Cargo Truck****Sedan SUV**

Please ensure that the product work in the appropriate environment, when you in trouble please contact us:

**Stabilize Power****Temp Humidity****Avoid Sunshine****No Dismantle****Specifications:**

Item	Parameter	Performance
Module	EB1 (Short Name)	BF-EDBA
System	Instruction System	Linux streamline dedicated operating system
	Image Processing	TMPV7502XBG
	Memory Capacity	DDR2 128MB
	Flash Capacity	Flash ROM 32MB
Video	Image Sensor	¼ inch CMOS
	Resolution	VGA (640×480) above
	Dynamic Range	108dB
	TV System	NTSC
	View Angle	H:70 degree / V:52 degree
	Near Infrared	940nm
Power	Safety Voltage	DC 11.5V~12.5V
	Current Range	400mA~600mA
	Power Range	1.5W~2.8W
Interface	UART	Detection data communications Set performance, program download
	Video Output	Reserved Interface
	Power Interface	Red is VCC, Black is GND

**Size & Ports****Mainframe Size****Mainframe Front Face****Interface Ports****6 PIN Port**